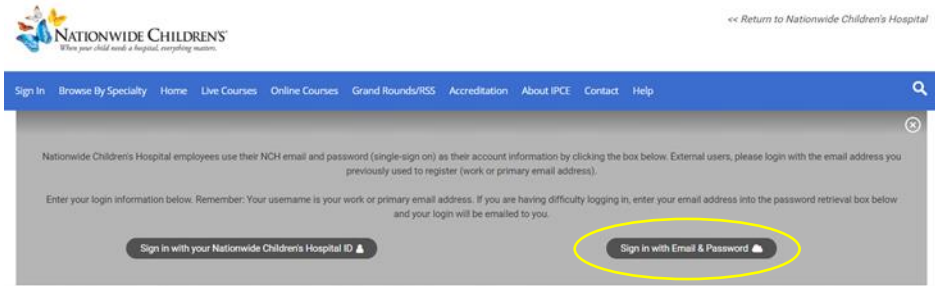

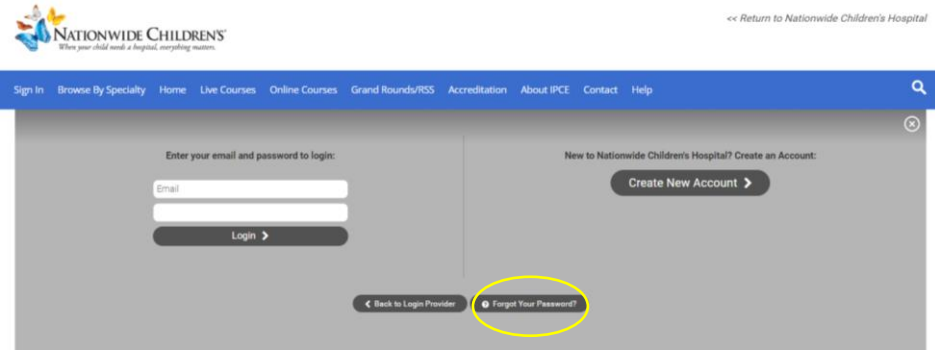



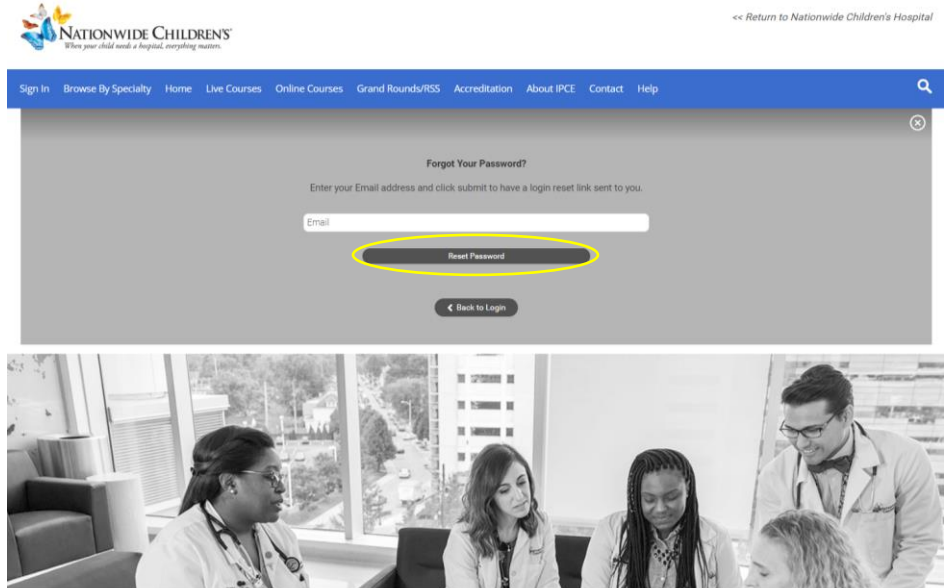
FAQ Series: How to reset your CloudCME password (for non-employees).

<p>Step 1:</p> <p>If you're not an NCH employee, Select the "sign in with Email and Password" option.</p> <p>If you are an NCH employee, the steps detailed here won't work for you. Please review "How to Sign In to CloudCME with NCH Credentials" on our help page.</p>	 
<p>Step 2:</p> <p>If you can't remember your password, select "forgot password."</p>	 

Step 3:

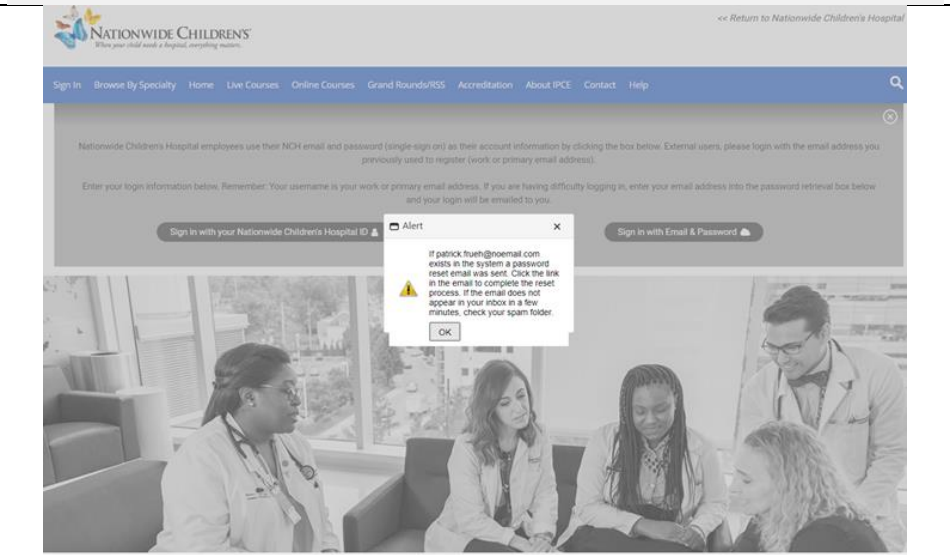
Type the email address associated with your account into the text box and click the “reset password button.”

This will trigger an automated message sent to the email address with a link to reset



Step 4:

Note CloudCME will only send a message if it finds an account associated with that email address.



Questions? Contact us at IPCE@nationwidechildrens.org